


Unlock the Musical Universe with the Beginner Guide to Simple Music Theory and Playing Chords to Any Song Quickly

Music, a universal language that transcends cultures and generations, holds an undeniable allure. Whether you're drawn to the enchanting melodies, rhythmic grooves, or the sheer beauty of its harmonious compositions, it's an art form that can ignite the soul and stir the deepest emotions.

For those aspiring musicians yearning to unlock the secrets of this enchanting realm, we present the Beginner Guide to Simple Music Theory and Playing Chords to Any Song Quickly. This comprehensive guide will equip you with the fundamental knowledge and practical skills necessary to navigate the fascinating world of music theory and transform your musical dreams into reality.



Piano Chords One: A Beginner's Guide To Simple Music Theory and Playing Chords To Any Song Quickly (Piano Authority Series Book 1) by Micah Brooks

★★★★☆ 4.4 out of 5

Language : English
File size : 23960 KB
Text-to-Speech : Enabled
Enhanced typesetting : Enabled
Word Wise : Enabled
Print length : 157 pages
Lending : Enabled
Screen Reader : Supported



Chapter 1: The Foundations of Music Theory

Before embarking on our musical journey, it's essential to establish a solid foundation in music theory. This chapter will introduce you to the building blocks of music, including elements like notes, intervals, chords, scales, and rhythms. We'll explore the relationships between these elements and unravel the secrets of how they interact to create melodies, harmonies, and rhythms that form the basis of every song.

Major Scales Chart

Scale	1	2	3	4	5	6	7
C\flat Major	C\flat	D\flat	E\flat	F\flat	G\flat	A\flat	B\flat
G\flat Major	G\flat	A\flat	B\flat	C\flat	D\flat	E\flat	F
D\flat Major	D\flat	E\flat	F	G\flat	A\flat	B\flat	C
A\flat Major	A\flat	B\flat	C	D\flat	E\flat	F	G
E\flat Major	E\flat	F	G	A\flat	B\flat	C	D
B\flat Major	B\flat	C	D	E\flat	F	G	A
F Major	F	G	A	B\flat	C	D	E
C Major	C	D	E	F	G	A	B
G Major	G	A	B	C	D	E	F\sharp
D Major	D	E	F\sharp	G	A	B	C\sharp
A Major	A	B	C\sharp	D	E	F\sharp	G\sharp
E Major	E	F\sharp	G\sharp	A	B	C\sharp	D\sharp
B Major	B	C\sharp	D\sharp	E	F\sharp	G\sharp	A\sharp
F\sharp Major	F\sharp	G\sharp	A\sharp	B	C\sharp	D\sharp	E\sharp
C\sharp Major	C\sharp	D\sharp	E\sharp	F\sharp	G\sharp	A\sharp	B\sharp

www.FreeKeyboardCharts.com

Chapter 2: Demystifying Chords

Chords, the harmonic heartbeats of music, are combinations of three or more notes played simultaneously. In this chapter, we'll delve into the world of chords, understanding their construction, types, and progressions. You'll learn how chords create the foundation for melodies and how their interactions evoke various emotions.

7th chords of the C Major scale

I R M3 P5 M7
1 3 5 7
C D E F G A B C

EMaj7 (CEGB)
CA7

ii R m3 P5 m7
1 3 5 7
D E F G A B C D

Dm7 (DFAC)

iii R m3 P5 m7
1 3 5 7
E F G A B C D E

Em7 (EGBD)

IV R M3 P5 M7
1 3 5 7
F G A B C D E F

FMaj7 (FACE)
FA7

V R M3 P5 m7
1 3 5 7
G A B C D E F G

G7 (GBDF)

vi R m3 P5 m7
1 3 5 7
A B C D E F G A

Am7 (ACEG)

vii^b R m3 d5 m7
1 3 5 7
B C D E F G A B

B half diminished or Bm7b5 (BDF A)

Key of A minor (same chords different order)

i Am7 ii^b Bm7b5 III CΔ7 IV Dm7 v Em7 VI FΔ7 VII G7

GuitarSix.com

Chapter 3: Playing Chords to Any Song Quickly

Now that you have a grasp of music theory and chords, it's time to put your knowledge into practice. This chapter will guide you through the art of playing chords to any song quickly and efficiently. We'll cover a systematic approach that will empower you to identify chords by ear, transpose them to different keys, and navigate complex chord progressions with ease.



Chapter 4: Major Scales and their Importance

Major scales are the backbone of countless melodies and chord progressions. In this chapter, we'll explore the structure and patterns of major scales, their relationship to chords, and how they can inspire your own musical creations. You'll gain an in-depth understanding of how major scales form the foundation of Western music.

Major Scales Chart

Scale	1	2	3	4	5	6	7
C\flat Major	C\flat	D\flat	E\flat	F\flat	G\flat	A\flat	B\flat
G\flat Major	G\flat	A\flat	B\flat	C\flat	D\flat	E\flat	F
D\flat Major	D\flat	E\flat	F	G\flat	A\flat	B\flat	C
A\flat Major	A\flat	B\flat	C	D\flat	E\flat	F	G
E\flat Major	E\flat	F	G	A\flat	B\flat	C	D
B\flat Major	B\flat	C	D	E\flat	F	G	A
F Major	F	G	A	B\flat	C	D	E
C Major	C	D	E	F	G	A	B
G Major	G	A	B	C	D	E	F\sharp
D Major	D	E	F\sharp	G	A	B	C\sharp
A Major	A	B	C\sharp	D	E	F\sharp	G\sharp
E Major	E	F\sharp	G\sharp	A	B	C\sharp	D\sharp
B Major	B	C\sharp	D\sharp	E	F\sharp	G\sharp	A\sharp
F\sharp Major	F\sharp	G\sharp	A\sharp	B	C\sharp	D\sharp	E\sharp
C\sharp Major	C\sharp	D\sharp	E\sharp	F\sharp	G\sharp	A\sharp	B\sharp

www.PianoKeyboardGuide.com

Chapter 5: Minor Scales and their Expressive Power

Minor scales, with their poignant melodies and evocative harmonies, offer a contrasting perspective to major scales. In this chapter, we'll delve into the intricacies of minor scales, their different types, and how they evoke emotions ranging from melancholy to determination. You'll discover how

minor scales can add depth and expressiveness to your musical compositions.

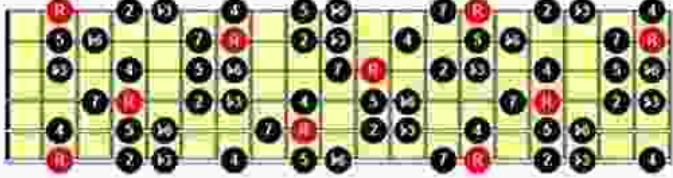
Page 1 of 2

HARMONIC MINOR

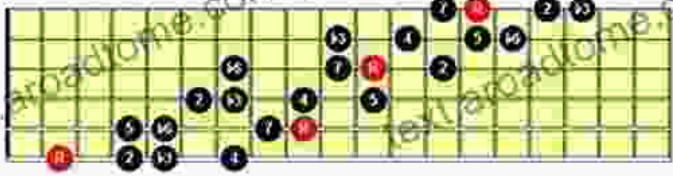
The Harmonic Minor Scale is composed of the following intervals:
1, 2, b3, 4, 5, b6, 7.

The boxes below show you the scale over the whole neck, as a 3 octave scale and as the 7 three note per string positions that link together to let you play it any where on the fretboard

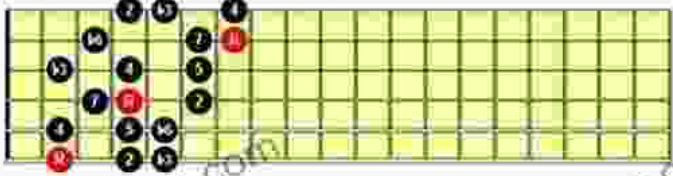
HARMONIC MINOR- The whole neck



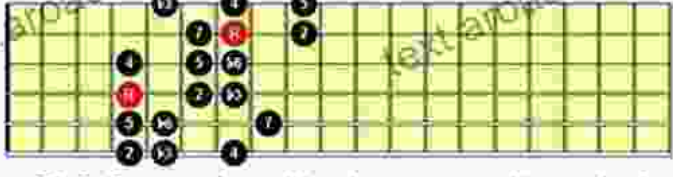
HARMONIC MINOR- 4 note per string 3 octave scale.



HARMONIC MINOR- Position 1



HARMONIC MINOR- Position 2



Rob Silver, 2012. For more free tutorial resources and tunes check out:
www.rob-silver.com or www.facebook.com/robsilvermusic

Chapter 6: Reading Music with Confidence

Reading music is a crucial skill for any aspiring musician. In this chapter, we'll guide you through the basics of musical notation, including understanding note values, time signatures, and clefs. You'll learn how to

interpret musical symbols and translate them into beautiful melodies and rhythms, expanding your musical horizons.

RHYTHMIC NOTATION CHEAT SHEET

Name	Note	Rest	Duration	Example
Whole Note			1 note lasts 4 beats	
Half Note			1 note lasts 2 beats	
Quarter Note			1 note per beat	
8th Note			2 notes per beat	
8th Note Triplet			3 notes per beat	
16th Note			4 notes per beat	
16th Note Triplet			6 notes per beat	
32nd Note			8 notes per beat	
Dotted Half Note			1 note lasts 3 beats	
Dotted Quarter Note			1 1/2 notes per beat (A Quarter + an 8th)	
Dotted 8th Note			3/4 notes per beat (A 8th + a 16th)	



Chapter 7: Developing Your Musical Ear

A well-trained musical ear is an invaluable asset for any musician. In this chapter, we'll provide you with exercises and techniques to enhance your ability to identify notes, intervals, and chords by ear. You'll learn how to

develop your pitch discrimination and improve your overall musical perception, allowing you to transcribe melodies, harmonize songs, and create music intuitively.



Chapter 8: The Art of Improvisation

Improvisation, the spontaneous creation of music, is a true testament to a musician's skill and creativity. In this chapter, we'll explore the art of improvisation, providing you with a step-by-step approach to getting started. You'll learn how to use scales, chords, and rhythms as building blocks for improvising melodies and solos, unlocking your musical expressiveness.



Chapter 9: Exploring Different Musical Styles

The world of music encompasses a vast array of styles, each with its unique characteristics and cultural influences. In this chapter, we'll take you on a musical journey, exploring different genres such as rock, pop, blues, jazz, and classical music. You'll discover the essential elements, chord progressions, and rhythms that define each style, expanding your musical horizons and inspiring your own compositions.



Chapter 10: Composing Your Own Music


With the knowledge and skills acquired throughout this guide, you're now ready to embark on the exciting journey of composing your own music. In this chapter, we'll guide you through the creative process, from finding inspiration to developing melodies, harmonies, and rhythms. You'll learn how to structure your compositions, arrange different musical elements, and bring your musical ideas to life.



The Beginner Guide to Simple Music Theory and Playing Chords to Any Song Quickly is your ultimate companion on your musical journey. Whether you're a complete novice or an aspiring musician seeking to enhance your skills, this comprehensive guide will provide you with the knowledge and practical guidance you need to unlock the wonders of music.

Through its engaging lessons, clear explanations, and practical exercises, you'll gain a deep understanding of music theory and the art of playing chords. You'll develop your musical ear, explore different musical styles, and discover the joy of composing your own music.

Embark on this musical adventure today and let the Beginner Guide to Simple Music Theory and Playing Chords to Any Song Quickly be your trusted guide. Transform your musical dreams into reality, and unlock the boundless possibilities that await you in the enchanting world of music.



Piano Chords One: A Beginner's Guide To Simple Music Theory and Playing Chords To Any Song Quickly (Piano Authority Series Book 1) by Micah Brooks

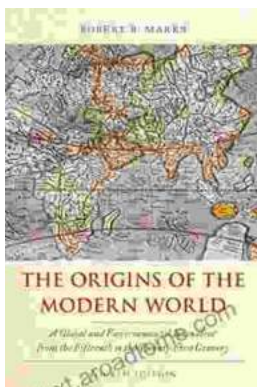
★★★★☆ 4.4 out of 5

Language : English
File size : 23960 KB
Text-to-Speech : Enabled
Enhanced typesetting : Enabled
Word Wise : Enabled
Print length : 157 pages
Lending : Enabled
Screen Reader : Supported



Intelligent Video Surveillance Systems: The Ultimate Guide to AI-Powered Security

In a world where security is paramount, the advent of Intelligent Video Surveillance Systems (IVSS) marks a transformative leap forward....



The Origins of the Modern World: A Journey to the Roots of Our Civilization

Embark on an Extraordinary Literary Expedition to Discover the Genesis of Our Global Landscape Prepare to be captivated by "The Origins of the Modern...

