


# The Complete Guide to Guitar Chords, Scales, and Arpeggios

Are you ready to take your guitar playing to the next level? This comprehensive guide will teach you everything you need to know about guitar chords, scales, and arpeggios, providing you with the foundation you need to become a complete guitarist.



## Complete Book of Guitar Chords, Scales and Arpeggios

by William Bay

★★★★☆ 4.7 out of 5

Language : English

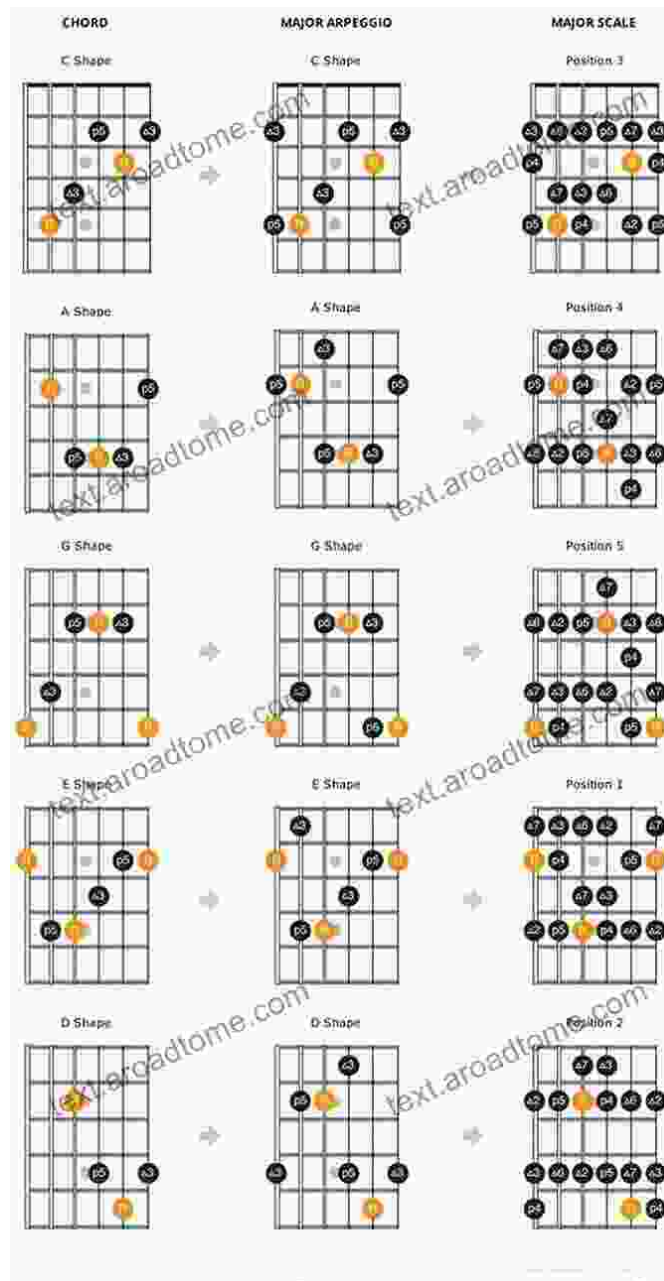
File size : 139042 KB

Print length : 296 pages



## Chords

A chord is a group of three or more notes played simultaneously. Chords are used to provide harmony and accompaniment to melodies. There are many different types of chords, but the most common ones are major chords, minor chords, and seventh chords.




To learn how to play chords, you need to know the notes on the guitar neck and how to finger them with your left hand. You also need to know the different types of chords and how to strum them with your right hand.

## Scales

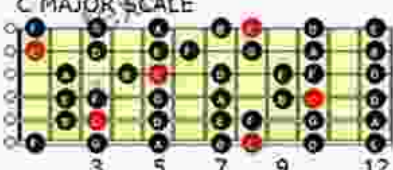
A scale is a series of notes played in ascending or descending order. Scales are used to practice finger dexterity, improve your ear training, and learn new melodies. There are many different types of scales, but the most common ones are the major scale, the minor scale, and the pentatonic scale.

### GUITAR MAJOR SCALES

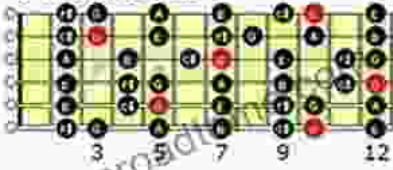
www.mamamusicians.com



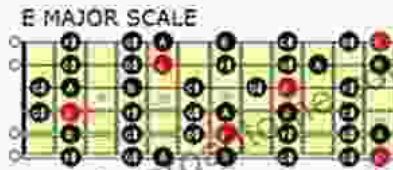
**C MAJOR SCALE**



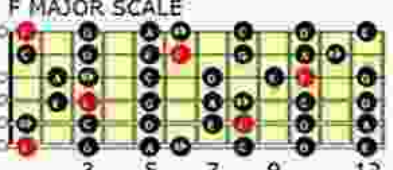
**D MAJOR SCALE**



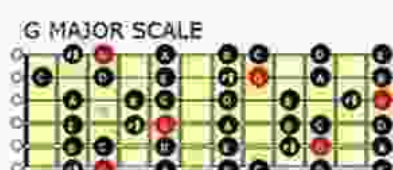
**E MAJOR SCALE**



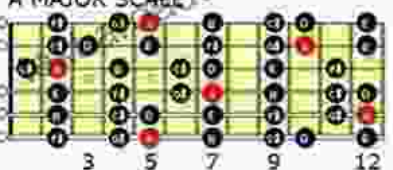
**F MAJOR SCALE**



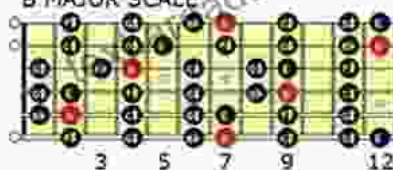
**G MAJOR SCALE**



**A MAJOR SCALE**



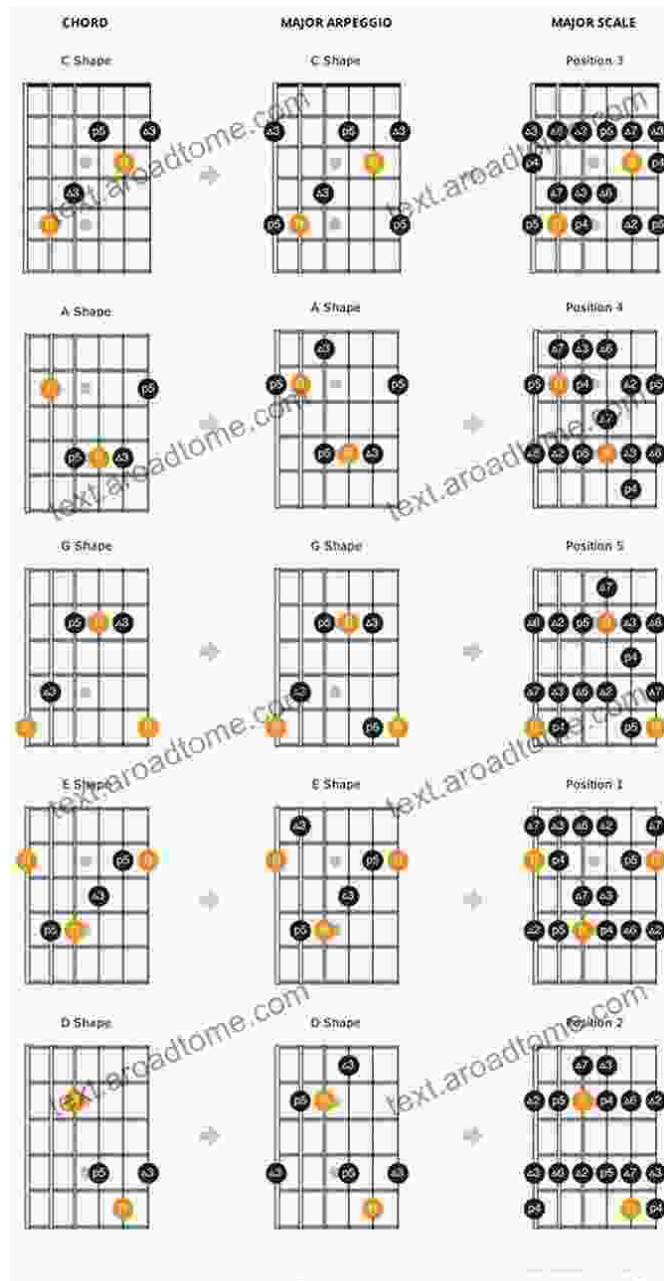
**B MAJOR SCALE**



To learn how to play scales, you need to know the notes on the guitar neck and how to finger them with your left hand. You also need to know the different types of scales and how to pick them with your right hand.

## **Arpeggios**

An arpeggio is a broken chord, where the notes are played one at a time instead of simultaneously. Arpeggios are used to add interest and variety to your playing. They can also be used to practice your picking technique and your ear training.




To learn how to play arpeggios, you need to know the notes on the guitar neck and how to finger them with your left hand. You also need to know the different types of arpeggios and how to pick them with your right hand.

## Learning Chords, Scales, and Arpeggios

The best way to learn chords, scales, and arpeggios is to practice regularly. You should set aside some time each day to practice, even if it's just for 15 minutes. As you practice, you will start to develop muscle memory and your fingers will become more agile.

There are many different resources available to help you learn chords, scales, and arpeggios. You can find books, online lessons, and even apps that can teach you everything you need to know.

Learning chords, scales, and arpeggios is an essential part of becoming a complete guitarist. With practice and dedication, you can master these fundamental techniques and take your playing to the next level.



## Complete Book of Guitar Chords, Scales and Arpeggios

by William Bay

★★★★☆ 4.7 out of 5

Language : English

File size : 139042 KB

Print length : 296 pages





## Intelligent Video Surveillance Systems: The Ultimate Guide to AI-Powered Security

In a world where security is paramount, the advent of Intelligent Video Surveillance Systems (IVSS) marks a transformative leap forward...



## The Origins of the Modern World: A Journey to the Roots of Our Civilization

Embark on an Extraordinary Literary Expedition to Discover the Genesis of Our Global Landscape Prepare to be captivated by "The Origins of the Modern..."