

# Maximize Your Tiny Space: Ultimate Studio Apartment Storage Ideas

Living in a studio apartment presents unique challenges, particularly when it comes to storage. With limited square footage, every inch counts, and finding ways to store your belongings without compromising on comfort can be a daunting task. But fear not, fellow space-challenged urban dwellers! This comprehensive guide will equip you with the ultimate storage ideas for studio apartments, empowering you to transform your cozy quarters into an oasis of organization and efficiency.



## Studio Organizing Guide: How to Make An Inspiring & Organized Studio: Studio Apartment Storage Ideas

by Mindy Weiss

★★★★☆ 4.6 out of 5

Language : English

File size : 24061 KB

Text-to-Speech : Enabled

Screen Reader : Supported

Enhanced typesetting: Enabled

Print length : 50 pages

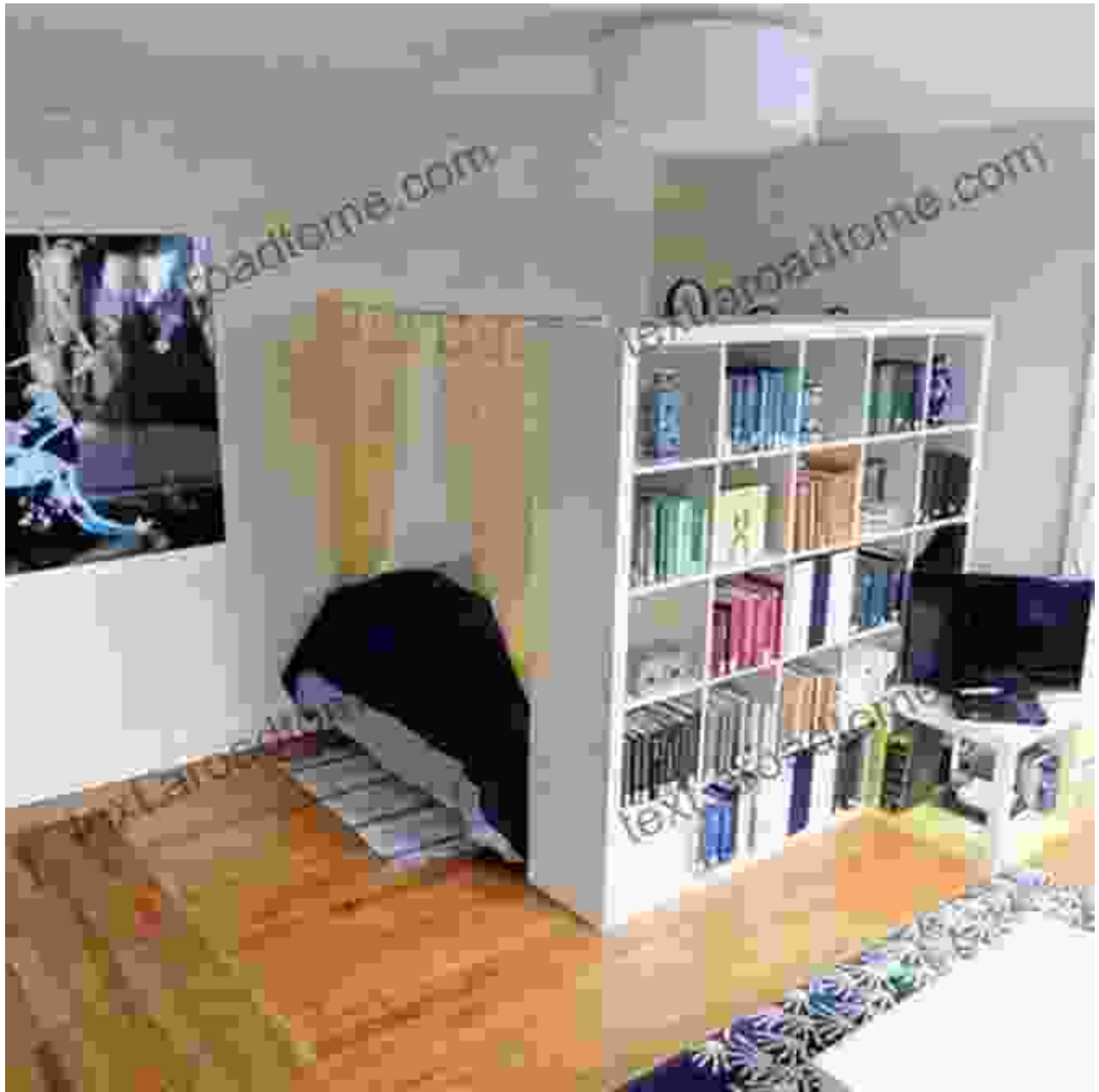
Lending : Enabled



### 1. Embrace Vertical Storage

When space is at a premium, looking up is the key. Utilize vertical storage solutions such as shelves, hanging organizers, and wall-mounted racks to maximize every inch of your walls. Stackable bins and drawers can also


help you make the most of vertical space, providing ample storage for everything from clothing to kitchen supplies.



## 2. Choose Multi-Functional Furniture

Every piece of furniture in your studio apartment should serve multiple purposes. Opt for items with built-in storage, such as ottomans with hidden compartments, coffee tables with drawers, and beds with under-bed

storage. These clever furniture choices not only save space but also keep your belongings organized and out of sight.



Choose furniture that serves multiple purposes, such as ottomans with storage, coffee tables with drawers, and beds with under-bed storage.

### **3. Hide Storage in Plain Sight**

Sometimes, the best storage solutions are the ones you can't see. Utilize furniture with built-in storage compartments, such as benches with hidden drawers or headboards with shelves. You can also install floating shelves or wall-mounted storage units that blend seamlessly with your decor, providing ample storage without taking up valuable floor space.



#### **4. Declutter and Purge Regularly**

The key to maintaining an organized and spacious studio apartment is to declutter and purge regularly. Get rid of anything you don't use or need, and donate or sell items you no longer want. By keeping your belongings to a minimum, you'll have more space to work with and less clutter to organize.



Declutter and purge regularly to get rid of unnecessary items and maximize space.

## **5. Utilize Small Space Hacks**

Every square inch counts in a studio apartment, so make the most of it with clever space-saving hacks. Use under-sink organizers to store cleaning


supplies, hang baskets from walls to hold items like fruits and vegetables, and install over-the-door organizers to store extra shoes or accessories.



## 6. Consider a Loft Bed

If you're looking for a more drastic space-saving solution, consider investing in a loft bed. Loft beds raise your sleeping area, creating valuable


floor space underneath that you can use for storage, a work area, or a cozy seating nook.



Consider a loft bed to create valuable floor space underneath for storage, work, or relaxation.

## 7. Utilize the Bathroom

The bathroom can be a valuable storage space in a studio apartment. Install shelves or cabinets above the toilet or behind the bathroom door, and use baskets or bins to organize toiletries, cleaning supplies, and towels. You can also hang a towel rack over the shower door to free up counter space.





Maximizing storage in a studio apartment is achievable with the right strategies and a bit of creativity. By embracing vertical storage, choosing multi-functional furniture, hiding storage in plain sight, decluttering regularly, utilizing space-saving hacks, considering a loft bed, and optimizing the bathroom, you can transform your cozy quarters into a well-organized and comfortable living space. Remember, every inch counts, and with these ultimate storage ideas, you can create a haven of efficiency and style in your studio apartment.

Unlock more inspiration and practical storage solutions in our exclusive e-book, "Studio Apartment Storage Ideas." This comprehensive guide will walk you through every aspect of studio apartment storage, providing you with innovative ideas and expert tips to maximize your space and live comfortably in your urban oasis.

Download Your Free E-Book Today




## Studio Organizing Guide: How to Make An Inspiring & Organized Studio: Studio Apartment Storage Ideas

by Mindy Weiss

★★★★☆ 4.6 out of 5


Language : English  
File size : 24061 KB  
Text-to-Speech : Enabled  
Screen Reader : Supported  
Enhanced typesetting : Enabled  
Print length : 50 pages  
Lending : Enabled





## **Intelligent Video Surveillance Systems: The Ultimate Guide to AI-Powered Security**

In a world where security is paramount, the advent of Intelligent Video Surveillance Systems (IVSS) marks a transformative leap forward...



## **The Origins of the Modern World: A Journey to the Roots of Our Civilization**

Embark on an Extraordinary Literary Expedition to Discover the Genesis of Our Global Landscape Prepare to be captivated by "The Origins of the Modern..."