


Make Money in Microstock: Creating Photos That Sell

Are you passionate about photography and looking for a way to make money from your hobby? Microstock is a great way to sell your photos online and earn a passive income. With the right knowledge and skills, you can create photos that sell well in microstock marketplaces and generate a significant income stream.



Taking Stock: Make money in microstock creating photos that sell by Rob Sylvan

★★★★☆ 4.3 out of 5

Language : English
File size : 16264 KB
Text-to-Speech : Enabled
Enhanced typesetting : Enabled
Screen Reader : Supported
Print length : 242 pages



What is Microstock?

Microstock is a type of online marketplace where photographers can sell their photos for a small fee. These photos can be used for a variety of purposes, such as websites, blogs, social media, and print advertising. Microstock is a great way for photographers to make money from their work, as there is a high demand for high-quality, stock photos.

Creating Photos That Sell in Microstock

To succeed in microstock, it is important to create photos that are in high demand and meet the specific requirements of microstock marketplaces. Here are some tips for creating photos that sell:

- **Identify popular niches.** Research microstock marketplaces to identify niches that are in high demand, such as lifestyle, travel, nature, and business. Focus on creating photos that cater to these niches.
- **Shoot high-quality photos.** Microstock buyers expect high-quality photos with good resolution, sharp focus, and proper exposure. Use a good camera and lens, and take the time to compose your shots carefully.
- **Optimize your photos for keywords.** When you upload your photos to microstock marketplaces, you need to tag them with relevant keywords so that buyers can easily find them. Research popular keywords in your niche and use them in your titles and descriptions.
- **Create a variety of photos.** The more variety you have in your portfolio, the more likely you are to find buyers. Create photos of different subjects, styles, and angles. Experiment with different lighting and composition techniques.
- **Follow the rules.** Each microstock marketplace has its own set of rules and guidelines. Make sure you read and follow these rules carefully to avoid having your photos rejected.

Selling Your Photos on Microstock

Once you have created a portfolio of high-quality photos, you can start selling them on microstock marketplaces. There are a number of different marketplaces to choose from, such as Shutterstock, iStockphoto, and

Adobe Stock. Each marketplace has its own pricing and commission structure, so be sure to compare them before you choose.

When you upload your photos to a microstock marketplace, you will need to create a title, description, and keywords for each photo. This information will help buyers find your photos and decide whether or not to Free Download them.

Promoting Your Photos


Once you have uploaded your photos to microstock marketplaces, you need to promote them so that buyers can find them. Here are a few ways to promote your photos:

- **Create a website or blog.** A website or blog is a great way to showcase your photos and drive traffic to your microstock portfolio.
- **Use social media.** Share your photos on social media platforms such as Facebook, Twitter, and Instagram. Use relevant hashtags to reach a wider audience.
- **Network with other photographers.** Connect with other photographers in your niche and promote each other's work.

Making money in microstock is a great way to turn your passion for photography into a source of income. By following the tips in this article, you can create photos that sell well in microstock marketplaces and generate a passive income stream. So what are you waiting for? Get started today and start making money from your photography!

Image credits:


- Photo by Burst on Unsplash
- Photo by Thought Catalog on Unsplash
- Photo by Mateus Campos Felipe on Unsplash



Taking Stock: Make money in microstock creating photos that sell by Rob Sylvan

★★★★☆ 4.3 out of 5

Language : English
File size : 16264 KB
Text-to-Speech : Enabled
Enhanced typesetting : Enabled
Screen Reader : Supported
Print length : 242 pages



Intelligent Video Surveillance Systems: The Ultimate Guide to AI-Powered Security

In a world where security is paramount, the advent of Intelligent Video Surveillance Systems (IVSS) marks a transformative leap forward....



The Origins of the Modern World: A Journey to the Roots of Our Civilization

Embark on an Extraordinary Literary Expedition to Discover the Genesis of Our Global Landscape Prepare to be captivated by "The Origins of the Modern..."