


# Fiance Visa for Vietnam: A Comprehensive Guide to Navigating the Process



## K-1 Fiance Visa for Vietnam: How to Organize Documents for Consulate Interview by T Nguyen

★★★★☆ 4.1 out of 5

Language	: English
File size	: 60 KB
Text-to-Speech	: Enabled
Screen Reader	: Supported
Enhanced typesetting	: Enabled
Word Wise	: Enabled
Print length	: 122 pages
Lending	: Enabled



Embarking on a journey of love that transcends borders can be both exhilarating and daunting. If you're a foreigner eager to marry your Vietnamese fiancé(e), obtaining a Fiance Visa is a crucial step towards uniting your lives. This comprehensive guide will equip you with the essential knowledge, documentation requirements, and step-by-step procedures to navigate the Fiance Visa process in Vietnam.

### Eligibility Criteria

- You must be a foreigner who is not a citizen of Vietnam.
- Your Vietnamese fiancé(e) must be legally unmarried.
- Both you and your fiancé(e) must be at least 18 years old.

- You must have a valid passport that will remain valid for at least six months beyond the intended duration of your stay in Vietnam.

## Required Documents

- Application Form:** Download the Fiance Visa application form from the Vietnamese embassy or consulate in your country.

**Part 2: Additional Information About You**  
(Continued)

Date of Birth: 01/02/1988

Date of Issue: 03/03/2017

Address of Residence: 100 HIEUX ST, DATKANG CITY, BATHING

Phone Number: 422

Marital Status: UNMARRIED

Spouse's Name: VICE PARASIT

**Employment History**

Name of Employer or Company: DARTCO INDUSTRIES INC

Address of Employer or Company: 100 HIEUX ST, DATKANG CITY, BATHING

Date of Employment: 03/03/2017

Date of Termination: 02/15/2017

2. **Passport:** Original and a copy of your valid passport.



3. **Proof of Relationship:** Marriage certificate or a sworn statement from both parties that proves your intention to marry.

**SWORN AFFIDAVIT FOR MARRIAGE**

I, \_\_\_\_\_ son/daughter of \_\_\_\_\_  
born on \_\_\_\_\_  
residing at \_\_\_\_\_, KSA P.O. Box: \_\_\_\_\_  
Mobile No. \_\_\_\_\_, holder of Indian Passport No. \_\_\_\_\_  
issued at \_\_\_\_\_ on \_\_\_\_\_ hereby  
make oath/solemnly affirm and state as follows:-

- I married \_\_\_\_\_ son/daughter of \_\_\_\_\_ on \_\_\_\_\_;
- The said marriage was solemnized at \_\_\_\_\_;
- I have been issued a Marriage Certificate No. \_\_\_\_\_ dated \_\_\_\_\_ by the \_\_\_\_\_ of \_\_\_\_\_, India, and I confirm and verify that the said marriage is true, valid and lawful;
- That I conceal nothing and no part of this affidavit is false, and I understand that I am liable to be prosecuted, if this affidavit or any part of it is in any way found to be incorrect or false.

\_\_\_\_\_  
**SIGNATURE OF THE APPLICANT**

Place : \_\_\_\_\_  
Date : \_\_\_\_\_

**Sworn and Signed Before Me.**

\_\_\_\_\_  
**Seal and Signature of the Consular Officer**

4. **Proof of Financial Stability:** Bank statements, tax returns, or other documents that demonstrate your ability to support yourself and your fiancé(e) during your stay in Vietnam.



5. **Medical Examination:** A medical certificate from a reputable clinic or hospital proving that you are free from any infectious diseases.



6. **Background Check:** A police clearance certificate from your home country.



## Step-by-Step Process

### 1. Gather and Prepare Documents

Meticulously assemble all the required documents, ensuring they are complete, accurate, and translated into Vietnamese if necessary.

### 2. Submit Application

Visit the Vietnamese embassy or consulate in your country with your completed application and supporting documents. Submit them to the consular officer for review.

### 3. Attend Interview

The embassy may request an interview to verify your identity and the authenticity of your documents. Prepare for questions about your relationship, travel plans, and financial situation.

## 4. Visa Approval and Issuance

If everything is in Free Download, your Fiance Visa will be approved and issued to you. The processing time varies depending on the embassy, typically within a few weeks.


### Duration and Validity

A Fiance Visa for Vietnam is typically valid for 90 days and grants you a single entry into the country. Within this 90-day period, you must complete the marriage registration process with your Vietnamese fiancé(e) and apply for a dependent visa (for the long-term stay).

### Fees

The Fiance Visa application fee varies depending on your country of origin. Contact the Vietnamese embassy or consulate in your country for the exact amount.

Obtaining a Fiance Visa for Vietnam is a significant milestone in the journey of international couples. By understanding the eligibility criteria, meticulously preparing the required documents, and following the step-by-step process outlined above, you can increase your chances of a successful visa application. Embrace this guide as your trusted companion on this path, and let it empower you to reunite with your loved one and build a happy life together in Vietnam.



### K-1 Fiance Visa for Vietnam: How to Organize Documents for Consulate Interview by T Nguyen

★★★★☆ 4.1 out of 5


Language : English

File size : 60 KB

Text-to-Speech : Enabled




Screen Reader : Supported  
Enhanced typesetting: Enabled  
Word Wise : Enabled  
Print length : 122 pages  
Lending : Enabled



## Intelligent Video Surveillance Systems: The Ultimate Guide to AI-Powered Security

In a world where security is paramount, the advent of Intelligent Video Surveillance Systems (IVSS) marks a transformative leap forward...



## The Origins of the Modern World: A Journey to the Roots of Our Civilization

Embark on an Extraordinary Literary Expedition to Discover the Genesis of Our Global Landscape Prepare to be captivated by "The Origins of the Modern..."